

GGL Roof Window Pitched Roof

Main features

Available in 5 sizes

Rotates 180° for cleaning outer pane from within the room

Grey aluminium exterior cappings

Choice of blinds

Laminated double glazing as standard

Pre-painted pine frame and sash



15°-90°
INSTALLATION PITCH*

Not recommended for out-of-reach situations

VELUX GGL is an openable, centre-pivoting roof window for in-reach applications used to bring natural light and air into attic or loft rooms where ventilation is required.

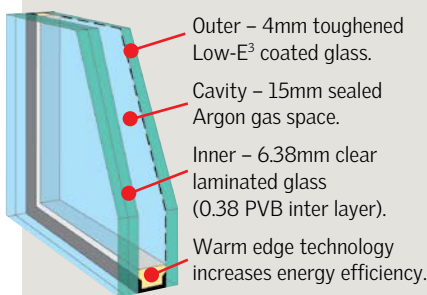
The sash is frictioned to stay in a pivot position to maximise ventilation. The sash can be locked in two positions, either slightly ajar or 180°, in the fully rotated position, allowing the outside pane to be cleaned safely from inside the room.



Operation

The GGL is operated manually. The control bar at the top of the window is clicked open once for limited filtered air flow, whilst the window remains closed and watertight. A second click of the control bar opens the sash.

Laminated Double Glazing



Outer – 4mm toughened Low-E³ coated glass.

Cavity – 15mm sealed Argon gas space.

Inner – 6.38mm clear laminated glass (0.38 PVB inter layer).

Warm edge technology increases energy efficiency.

Benefits:

- Radiant heat block approx 70%
- UV rays block 95%
- Double layer of Low-E³ coating ✓
- 10 year warranty on insulated glass seal ✓

Australian Standard AS1288

Laminated glass (standard with GGL) must be used for roof windows installed 3m or more above floor level.

10 YEAR WARRANTY
on roof windows, flashings and glazing

3 YEAR WARRANTY
on blinds and accessories

GGL technical performance

Code Mark is a voluntary certification scheme owned by the Commonwealth of Australia that provides legally binding evidence of compliance to the National Construction Code of Australia. One certificate replaces dozens of technical papers.



Australian Standards

All VELUX Roof Windows are tested and approved to the appropriate Australian Standards.

AS4285 SKYLIGHT-Cyclonic and Non-Cyclonic Tests[‡]

Pressure Rating -4.0kPa

AS1288 OVERHEAD GLAZING Laminated inner pane

NCC BOUNDARY SEPARATION**
Class 1 and Class 10 buildings:
Within 900mm of a boundary wall
Class 2 to Class 9 buildings:
3 metres from a boundary wall^{^^}

VELUX Roof Windows are deemed non-combustible by CSIRO and thereby comply with NCC boundary separation requirements.

BASIX Selection Guide Timber, Low-E, Double glazed, Argon filled

** CSIRO assessment report available on request. VELUX recommends consultation with relevant authority before work commences. Roof Window assessed in closed position.

^{^^} Roof Window cannot be closer than 3m unless the boundary is adjoining a road or public place. Consult NCC for further details.

[‡] Not certified for NT DTCM.

Construction

Frame and sash: Nordic Pine timber. Factory lacquered with top coat of white paint (NCS colour: S 0500-N).

Exterior capping: Grey aluminium.

Technical Values

U-value (W/m²K)

Complete skylight	1.30
Glass only	1.00

Solar Heat Gain Co-efficient

Complete skylight	0.31
Glass only	0.30

Visible Light Transmittance

Complete skylight	0.64
-------------------	------

Luminous Efficacy (Ke = VT/SHGC)

Complete skylight	0.64
-------------------	------

Acoustic performance

Complete skylight	34dB [#]
-------------------	-------------------

Figures calculated according to EN 14351-1:2006 and A2:2016 (window size 1140mm x 1400mm).

[#] Based on Rw value tested to AS1276.1.

* For roofs below 15° pitch, roof windows need to be raised to 15° and custom flashed. VELUX can assist with technical advice and drawings.

GGL Roof Window Pitched Roof

Choice of manually operated blinds



Honeycomb blinds

- Adds a decorative effect.
- Colour: White on both sides.
- Materials: Double layered pleats (polyester) form a 'honeycomb' structure. Inner faces of honeycomb structure have aluminium coating. White powder-coated aluminium side channels and top cover.
- Provides near total light reduction.
- Reduce heat by approx 70%.[^]
- Easy to install.



Blockout blinds

- Colour: White on internal side. Silver coating on external side.
- Materials: Light-tight polyester with heat resistant coating. White powder-coated aluminium side channels and top cover.
- Provides near total light reduction.
- Reduce heat by approx 40%.[^]
- Easy to install.

Blinds sold separately.

Choice of flashing

EDW flashing



EDW flashing is used for Roof Windows installed into tiled roofs and low profiled metal roofs (such as corrugated iron and spandek – not suitable for metal profiles such as Klip-Lok, Trimdek).



EDL flashing



EDL flashing is used for Roof Windows installed into slate or shingle roofs – typically 4-8mm thick. 'L' shaped sections are provided that act as soaker pieces on either side of the Roof Window.



EKW combination flashing



Designed for installing multiple Roof Windows side-by-side or above-below. Roof Windows must be spaced 100mm apart. EKW suitable for same roofs as EDW flashing.










NB: For roofs below 15° pitch, roof windows need to be raised to 15° and custom flashed. VELUX can assist with technical advice and drawings.

NB: NEW VELUX blinds and flashings do not fit older VELUX products. Contact VELUX to check availability of suitable blinds and flashings.

GGL – frame and glazing dimensions – overall profile height Xmm

High Performance glazing as standard

	 CK02 (C02)	 CK04 (C04)	 MK04 (M04)	 MK08 (M08)	 SK06 (S06)
New Product/size code  (Old code pre June 2015) 					
Overall frame size wxh – mm	550x780	550x980	780x980	780x1400	1140x1180
Internal glass size wxh – mm	371x583	371x783	601x783	601x1203	961x983
Daylight area (M ²)	0.22	0.29	0.47	0.72	0.95
Ventilation area (M ²)	0.29	0.38	0.58	0.86	1.10
Weight in kg*	23.5	27.4	34.5	46.0	53.8

NB: Opening Restrictors: NCC Vol 1 & 2 regulations (Prevention of Falls from Windows – Balustrades & Barriers): contact VELUX for information relating to restrictor devices for within-reach opening skylights.

* Weight includes flashing.

[^] Based on VELUX internal testing with 3076 model Roof Window.